

Applications



Measuring
Instruments



Radio Communication
Equipment



Data Transmission
Measurement

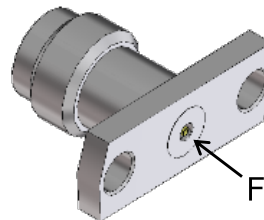


Discover Hirose's 1.85mm Series, designed for high-frequency applications up to 71GHz.

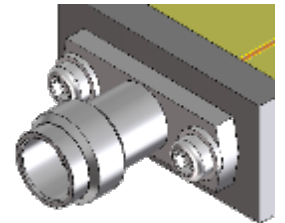
Compliant with IEC standards, these connectors offer secure screw mounting, flexible cable options, and RoHS2 compliance for reliable, efficient performance in demanding environments.

KEY FEATURES OF THE 1.85mm SERIES INCLUDE:

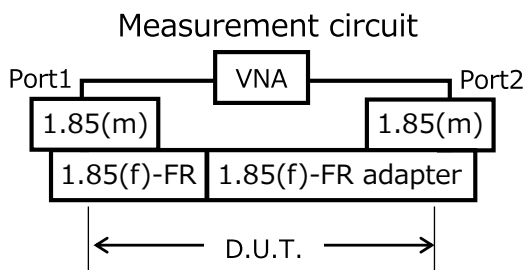
- Complies with IEC standard
- IEC standard compliant 1.85mm coaxial connector (IEC 61169-32)
- Supports up to 71GHz frequency
- Screw mounting
 - Provides excellent high frequency performance and consistent mounting quality.
 - Reusable (30 times*)
 - Reduces mounting complexity (No soldering is required)
- Flexible PCB thicknesses
- 0.085 inch flexible cable applicable
- Terminator and attenuators also available
- RoHS compliant
 - Depends on the PCB thickness and temperature of the environment.



Female contact
for 0.23mm(9mil) pin



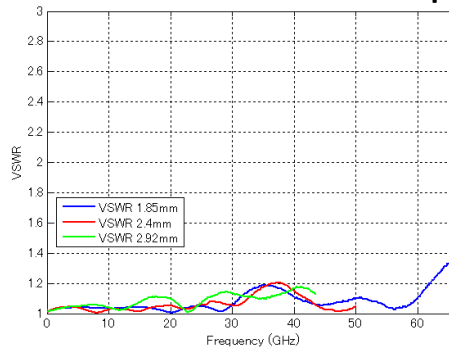
RF Performance



Back to Back Measurement

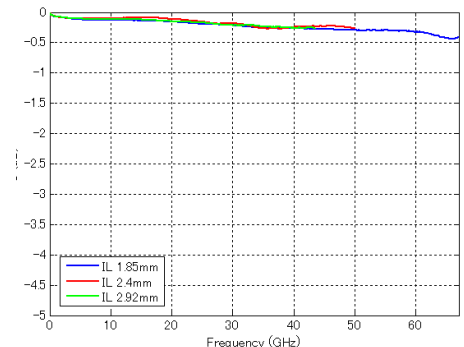
Receptacle HV-R-FR2(10.16)/HV-R-FR2(12.22)

VSWR



Example Test Data

Insertion Loss

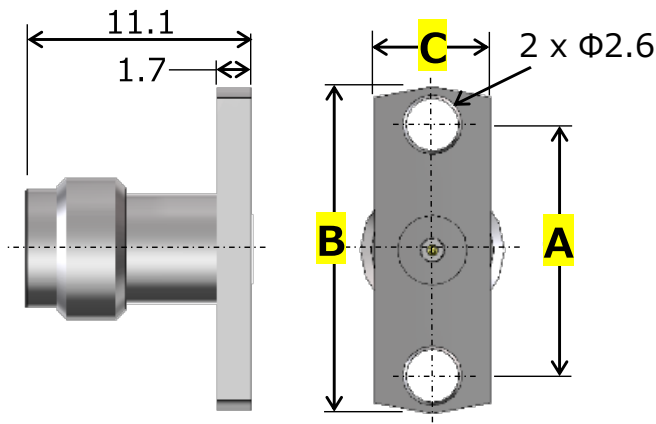


CLICK HERE
FOR MORE INFORMATION

CLICK HERE TO ORDER
SAMPLE NUMBER:
US-1.85MMKSAMPLE-24

Variations


	Frequency	VSWR	Temp
HV-R-FR2(**)	0 to 71 Ghz	50Ghz, 1.3 Max 60Ghz, 1.5 Max 67Ghz, 1.8 Max	-55°C to 125°C



Flange Mounting Hole Spacing Options

(**)	A (mm)	B (mm)	C (mm)
12.22	12.22	15.9	5.65
10.16	10.16	14.0	4.85

Field Replaceable Connector Usage



Specifications

Material and Finish

Component		Material	Finish
Shell		Stainless Steel / Brass	Passivate / Nickel
Insulator		PEI	-
Contacts	Female	Beryllium Copper	Gold Plating

Performance Characteristic

Frequency	0 to 71GHz
Operating Temperature	125°C
Characteristic Impedance	50Ω
Mating Durability	500 times

- RoHS2 compliant



For additional information please visit:
www.hirose.com/en/product/series/1.85mm

Specifications herein are subject to change without notice.
 Contact Hirose for latest specifications, drawings, or availabilities.

STAY CONNECTED

